



CENTRE FOR  
SOCIAL DEVELOPMENT  
IN AFRICA

# What factors influence voter choice in South Africa's national general elections?



Leila Patel, Yolanda Sadie & Jaclyn de Klerk

14 May 2024



science  
& technology

Department:  
Science and Technology  
REPUBLIC OF SOUTH AFRICA



National  
Research  
Foundation

# Why do people vote for a political party?



- As voters head to the polls on 29 May, they are **NOT spoilt for choice**
- 315 political parties are registered for the national and provincial elections
- **How will voters make their choices?**
- What factors are likely to influence their decision making?
- Today we share findings from our latest survey on voting behaviour conducted at the end of 2023 by Ipsos
- We are able to compare some of these findings with our previous surveys (2017, 2018, 2019, 2020) and identify trends over time

# About the wave 5 study

- **5 surveys** have been conducted by the authors from [2017-2023](#)
- **Aim:** To determine what influences voter choices. In short, why do people make the choices that they do?
- **Field work:** Ipsos Public Affairs on behalf of the CSDA in the last quarter of 2023
- **Sample Size:** 3,600 initially but for this analysis 3,511
- **Sampling:** Nationally representative sample was drawn, stratified by province and smaller geographic areas
- **Features of the survey:** Face-to-face interviews were conducted in respondents' preferred home languages at randomly chosen households
- **Error margin** is 1.8%

# Models for understanding voting behaviour

- **Rational choice theory:** Voters act in their own best interest, strategically choosing parties that align with their needs.
- **Clientelist theory:** Social grants offered by the government might be seen as a form of vote buying
- **Sociological model:** Voter choice is influenced by demographics like age, race, gender, urban/rural location and socio-economic status.

## Other factors/explanations considered in our model:

- **Socio-economic factors e.g.:** jobs, services, desire for a better life
- **Governance:** Trust in institutions: presidency, parliament and ANC government
- **Party loyalty:** Voters tend to favour the party they have traditionally supported or put another way the party that brought freedom and democracy to SA
- **Party leadership:** who the leader is of the party might motivate them to vote for a particular party
- **The Ramaphosa factor:** to what extent does trust in his leadership influence their choice?

**We tested these reasons for party choice in a statistical regression model – a model that identifies the relationships between these factors and the person’s party choice**

# Participant demographic profile



**3511**  
participants



**51%**  
women



**49%**  
men

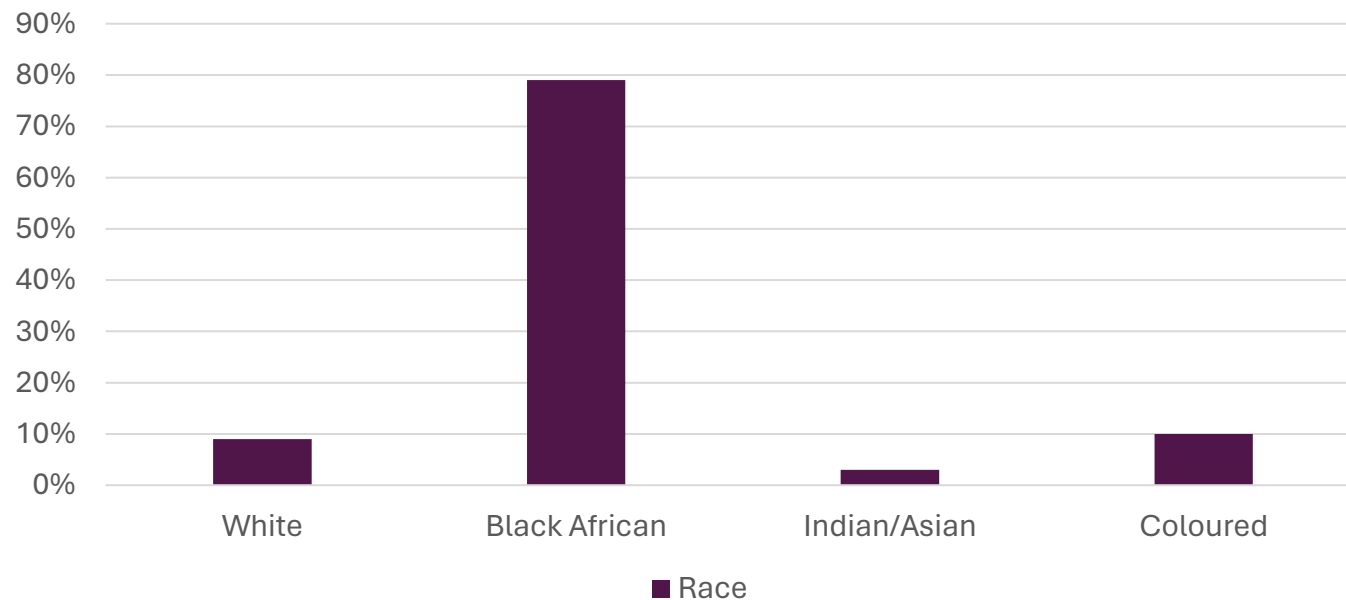


**33%**  
rural

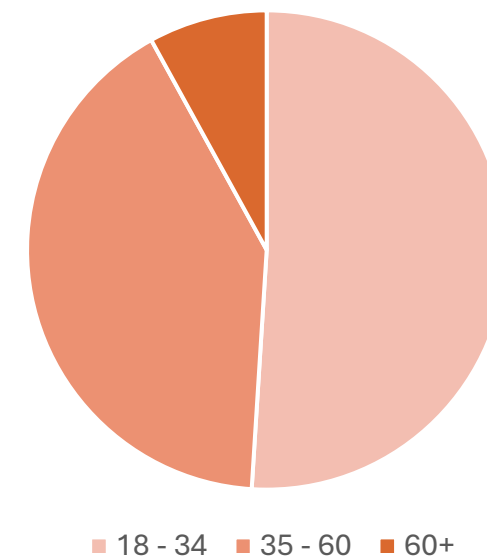


**67%**  
urban

Race



Age



# Participant socio-economic profile



**37%**  
**unemployed**



**20%**  
**economically  
active**



**43%**  
**working**



**45% of earn less  
than R8000 per  
month**



**43% grant  
recipients**



**49,3% have  
a matric certificate**

# Questions in the survey



- Main research questions were:
  1. Who would you vote for in a national election?
  2. Why would you choose this party?
- 14 options were provided and respondents had to select the five most important to them.
- 21% of respondents did not answer the question and were excluded.
- Of this group, 9% were undecided or did not know.

In addition, respondents were asked to indicate if they agreed/disagreed with the following statements on a scale of 1 -5:

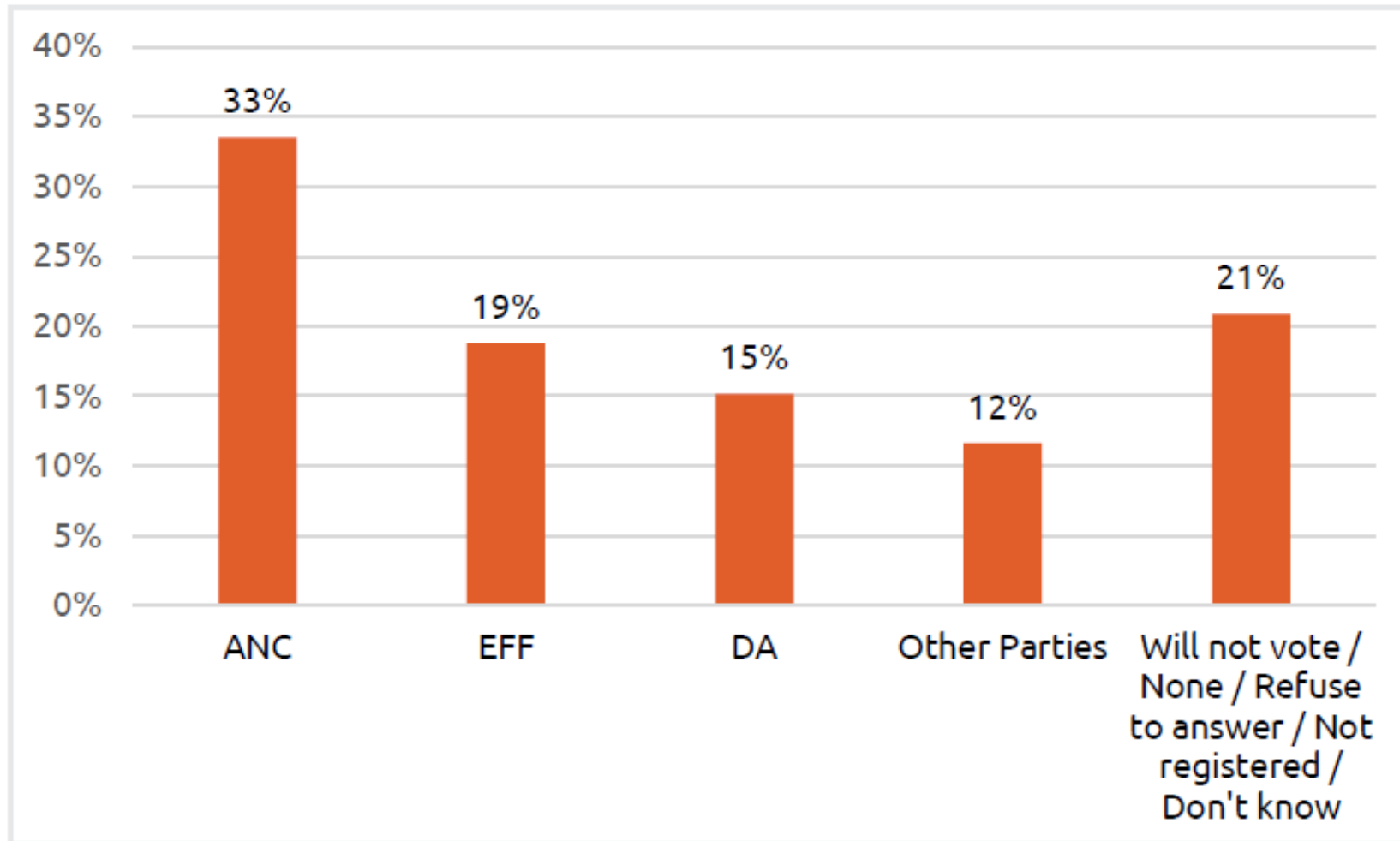
- I am afraid that if another party comes to power the paying of social grants will stop.
- I trust in the presidency of Cyril Ramaphosa
- I trust parliament
- I trust the ANC government

We also assessed participants' views on a national coalition government and their support for coalitions between difference parties.

# Descriptive results

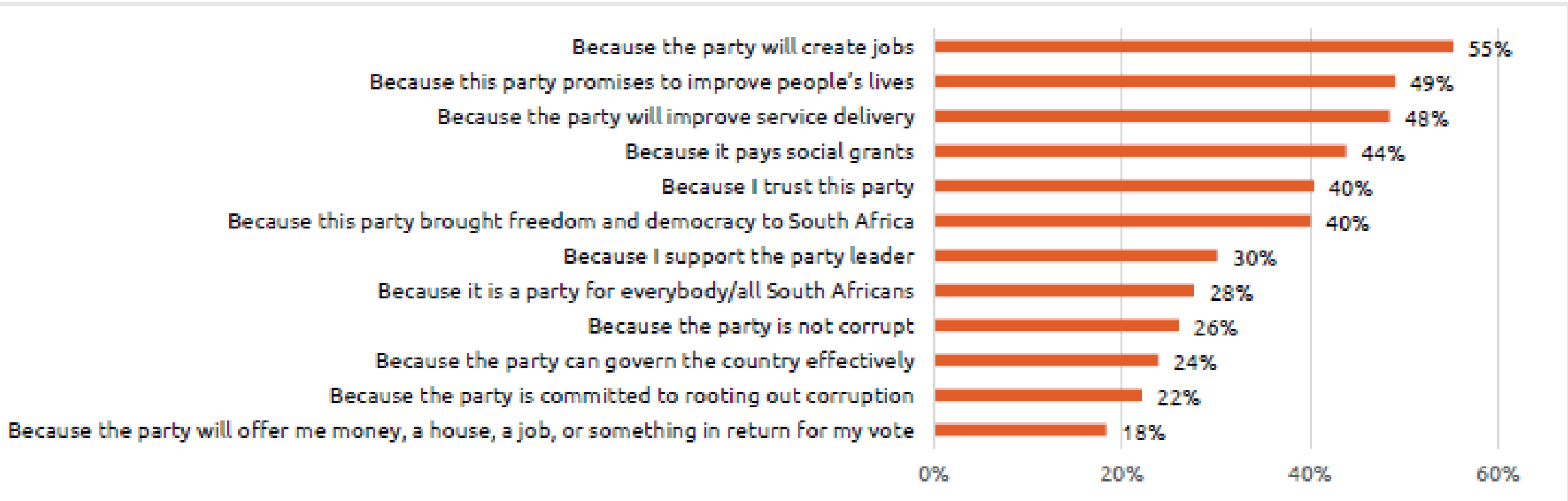


# Party choice at end of 2023

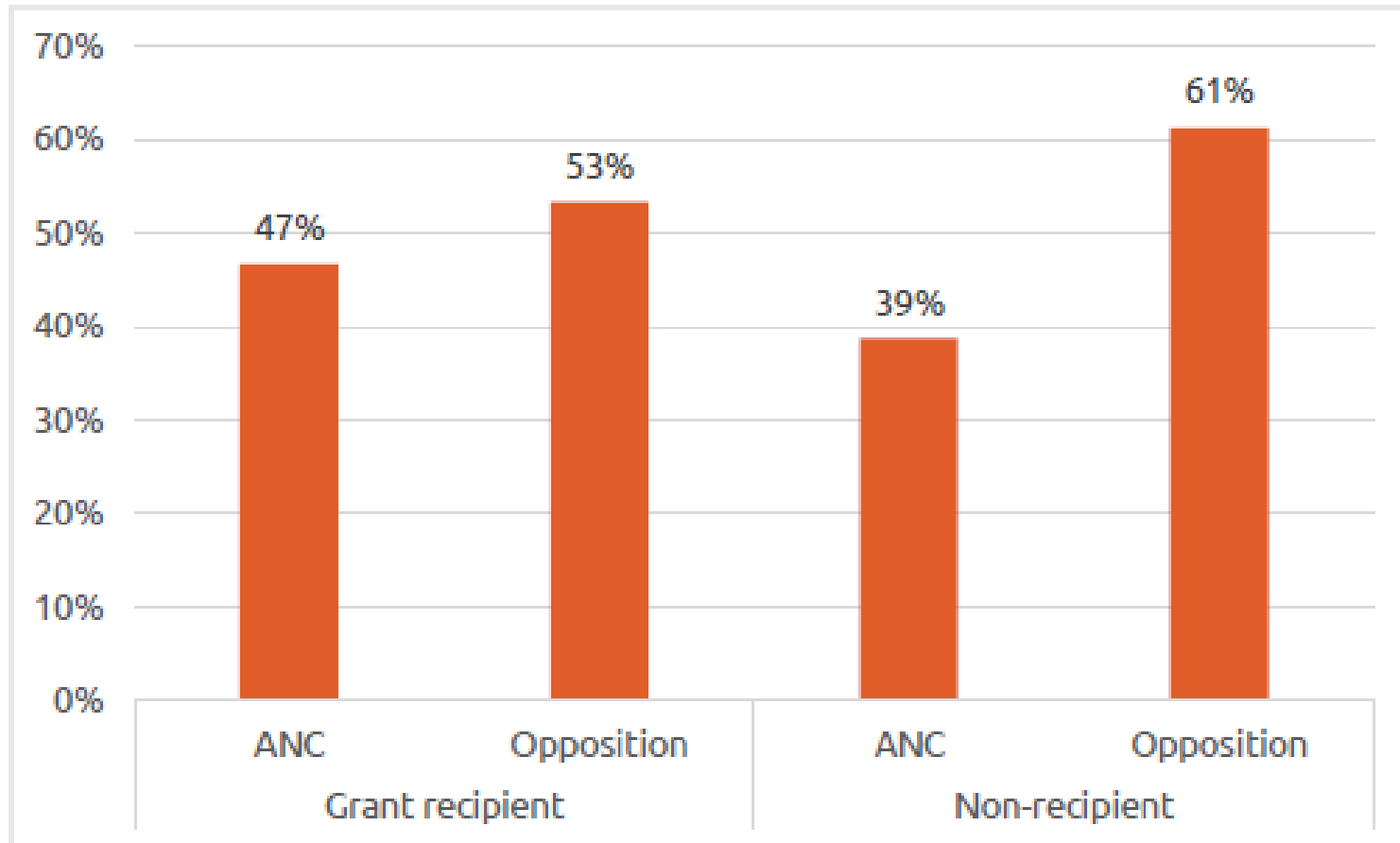


- ANC support dropped from 50% in 2017 to 33% at the end of 2023
- EFF support doubled since the 2020 survey
- DA remained stable around 15%
- **Ipsos 24 April 2024 poll:** ANC (40.2%), DA (21.9%); EFF (11.5%), MKP (8.4%), IFP (4.4%), Action SA (3.4%), FF+ (1.8%), other parties (8.4%)

# Reasons for party choice: socio-economic wellbeing prioritised

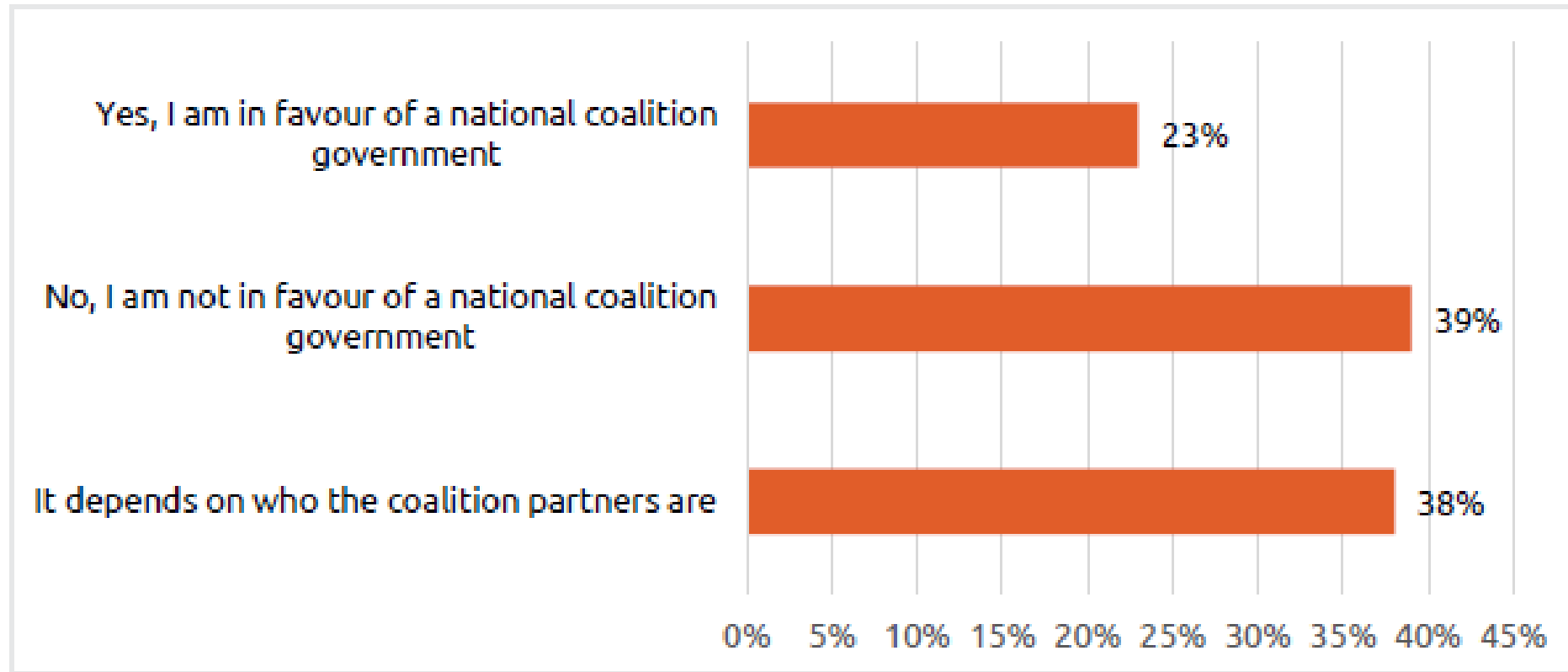


# More grant recipients are now choosing an opposition party than before



- More grant recipients are now choosing to vote for an opposition party (53%) than in 2020 (26%).
- Grant recipients increased since 2020 due to the Social Relief of Distress Grant (SRD).
- Grant recipients show marginally stronger support for the ANC (8%) up 1% from 2020 with a low of 5% in 2017.

# Voters are not in favour of a coalition government



ANC supporters are least enamoured (40%) with the idea of a coalition government, followed by the EFF(35%) & DA (33%). Smaller parties are also sceptical (38%).

# Regression model results

# 1. Socio-economic wellbeing is NOT a predictor of party choice

This factor was made up of 3 questions: I am motivated to chose this party because:

- It pays grants
- Promises to improve people's lives
- It will improve service delivery
- Contrary to what one would expect, there was not a statistically significant relationship between socio-economic wellbeing and party choice
- **This does not mean that socio-economic wellbeing is unimportant to voters**
- **Rather it suggests that they anticipate that by voting for their party their lives will improve.**
- **Other factors also matter.**

## 2. Fear of loss of a grant is no longer a predictor of party choice

**This relationship was highly significant over 4 successive surveys 2017-2020 but is not the case in this election.**

### **Why?:**

- Previously women and the elderly were the largest number of grant recipients
- Since 2020, recipients increased due to the roll out of the SRD reaching between 6 and 10 million at different times
- Now many grant recipients are young and unemployed adults – with different party loyalties
- Grant beneficiaries seem more secure in their right to social assistance
- Many opposition parties have endorsed social grants and seek to expand or increase the value of the grant.

# 3. The top 6 factors that influence party choice



## High-level trust in governance

**2020:** 2x more likely to vote for the ANC

**2024:** 2,5x more likely to vote for the ANC



## Trust in the party leader

**2020:** Question not asked

**2024:** 37% more likely to vote ANC



## Value parties committed to rooting out corruption

**2020:** Not significant

**2024:** 61% more likely to vote for the opposition



## Party loyalty (party that brought freedom)

**2020:** 26% more likely to vote for ANC

**2024:** 59% more likely to vote ANC



## Socio-demographic factors

**2020:** Older people (aged 35 – 60) are 29% more likely to vote for the ANC when compared to a someone aged 18 – 34.

**2024:** Older people (aged 35 – 60) are 55% more likely to vote for the ANC when compared to a someone aged 18 – 34.



## Ramaphosa factor

**2020:** 60% more likely to vote ANC over an opposition party

**2024:** 77% more likely to vote ANC over an opposition party



# Conclusions: factors that are likely to influence voter decisions on 29 May

**The top predictors in 2024:** perception of governance (trust in institutions), corruption, party loyalty, trust in party leader and trust in the presidency of Cyril Ramaphosa.

Predictors are consistent over the 5 surveys but with some changes at different times.

## Corruption

- ✓ Those who are concerned about corruption are more likely to vote for an opposition party (61%).

## Sociological factors

- ✓ The youth vote will matter greatly in this election with 11.7 million registered
- ✓ Youth are 1.5 times more likely to vote for the opposition; they are less attached to the past
- ✓ Women's vote will also matter as 34% are more likely to vote ANC. More than half of registered voters are women. Few parties target the women's vote.
- ✓ People in rural areas are 32% more likely to vote ANC



Thank you