

The top 6 factors that influence people's political choices in South Africa

How would South African's vote if they voted in a national election held tomorrow*?



52% would vote for the ANC



10% would vote for the DA



10% would vote for the EFF



25% Did not know, would not vote or refused to answer

*These choices were at the time of the survey in November-December 2020.



Researchers at the Centre for Social Development in Africa set out to understand why participants made these choices. We conducted four national cross-sectional surveys (October 2017 to December 2020) to understand the factors that influence the party choice of South African voters. Here we highlight the results from wave 4 of the research which was conducted in November and December 2020.

Participant profile



3469 respondents¹



70% urban



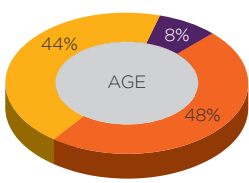
30% rural



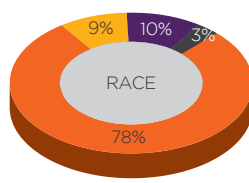
52% female



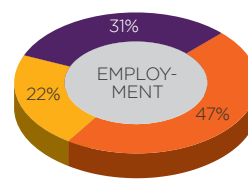
48% male



● 18 - 34 years old
● 35 - 59 years
● 60+



● Black
● Coloured
● White
● Indian/Asian



● Working
● Not working
● Unemployed

The study

A logistic regression was used to predict whether four independent variables are significant predictors of political party choice.



Perception of the importance of democratic rights



Perception of the importance of socio-economic well-being



Perception of governance



Perception of corruption

Top 6 factors that are predictors of people's voting choices



2X

People who trust President Cyril Ramaphosa are more than twice as likely to vote for the ANC than those who expressed distrust in the president.



sassa
SOUTH AFRICAN SOCIAL SECURITY AGENCY

2,5X

People who have high levels of trust in the president and fear the loss of a social grant if they voted for an opposition party are nearly two and a half times more likely to support the ANC.



Almost 2X

People with high levels of trust in government institutions are almost twice as likely to vote for the ANC.²



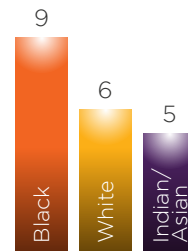
28%

People aged 35-60 are 29% more likely to vote for the ANC compared to someone aged 18-34.



28%

People who don't highly value the importance of democratic rights are twice as likely to support the ANC than someone who strongly values the importance of democratic rights.³



Black respondents are 9 times as likely as white respondents, 6 times as likely as Indian/Asian respondents and 5 times as likely as coloured respondents to support the ANC over an opposition party.

¹ The regression model was applied to 1769 cases due to missing data for the remaining 1691 cases.

² For each additional unit of trust in institutions the probability of voting ANC over an opposition party increases by 90%.

³ This is the cumulative effect when comparing someone who strongly agrees with the importance of democratic rights to someone who strongly disagrees with the importance of democratic rights.

SARChI
SOUTH AFRICAN RESEARCH
CHAIR IN WELFARE AND
SOCIAL DEVELOPMENT



For more detailed analysis read the full research brief on the [CSDA website](#) or the website of the [South African Research Chair in Welfare and Social Development](#).