

Online invigilation done for Actuarial Science 3

Soshan Soobramoney

18 August 2020



UNIVERSITY
OF
JOHANNESBURG

Outline

- Determining data and device constraints
- Pre-assessment instructions
- On the day
- What we learnt



Determining the constraints

- Primarily via a **survey** designed using **Google forms** (or you can use *Blackboard* or *Survey Monkey*)
- 100% responses received
- Followed up on individual cases
 - e.g. no laptop
 - e.g. no suitable physical space

UJ Actuarial Science 3 - Device and Data info

Please use the questions below to let me know what your situation is during the lockdown.
*** Required**

1. Email address *

2. During what times do you have access to the internet during lockdown (on any device incl cellphone)? *

Mark only one oval.

I can access internet anytime

I can access internet during certain times only

I do not have access to internet during lockdown

3. How much data can you allocate to your studies during lockdown per week? *

NOTE: This question is asking about amount of data PER WEEK

Mark only one oval.

2 GB or more

Between 1 GB and 2GB

Between 500 MB and 1 GB

Less than 500 MB (e.g. can check emails, download a few pdfs but that's it)

I have no data to use for studies

4. When do you have quiet uninterrupted time to be online? *

Mark only one oval.

Current lecture & tutorial times work well for me

I would prefer to discuss an alternative time slot for one or more of the current timetable slots

I don't have access to a place where I won't be interrupted by other members of my household

5. What device can you access internet with during lockdown? *

Mark only one oval.

I have access to both a cellphone and a tablet/laptop

Cellphone only

Laptop/tablet only

Other: _____

6. Which of the following apps will you be able to use during lockdown? *

Check all that apply.

Whatsapp for text only

Whatsapp calls

Blackboard

Zoom (assuming you do not have to download any software)

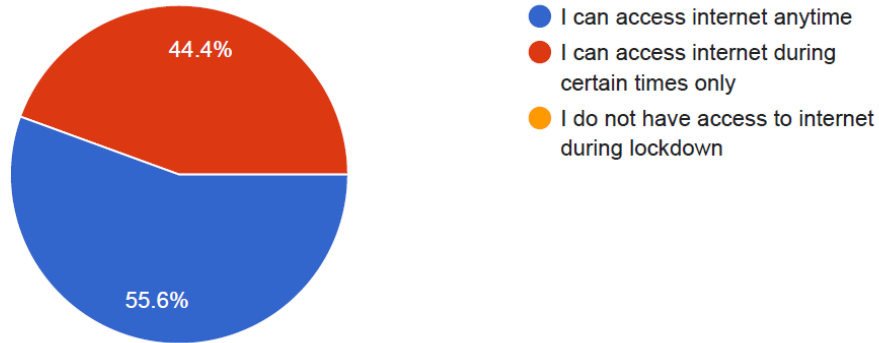
Skype



The survey confirmed we could go ahead but with adjustments...

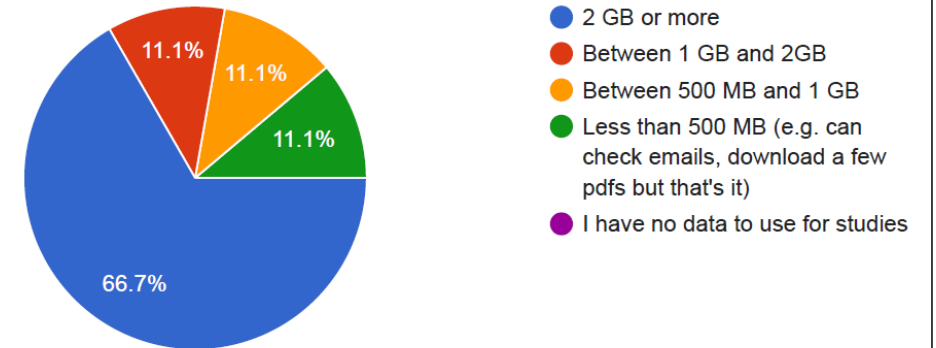
During what times do you have access to the internet during lockdown (on any device incl cellphone)?

9 responses



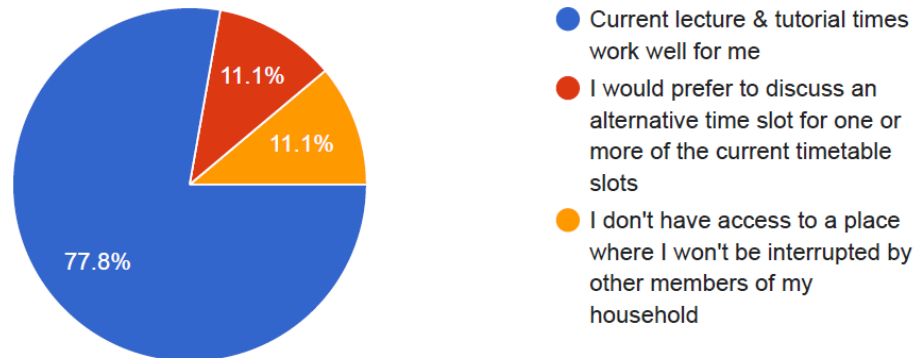
How much data can you allocate to your studies during lockdown per week?

9 responses



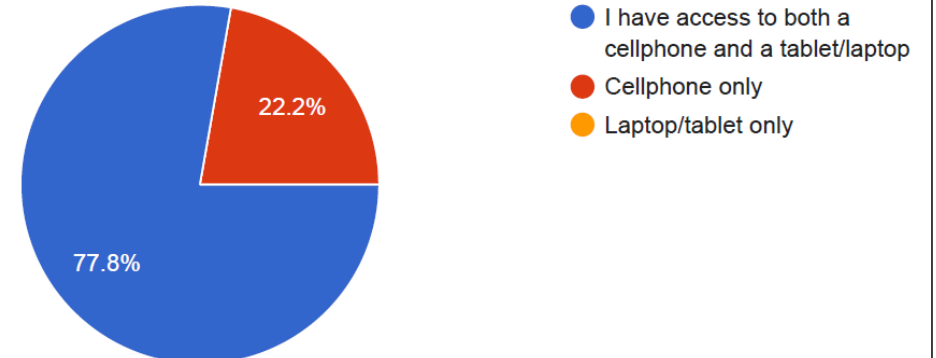
When do you have quiet uninterrupted time to be online?

9 responses



What device can you access internet with during lockdown?

9 responses



Pre-assessment instructions were critical for preparation

- **Detailed scope and instructions** were sent before each assessment
- Examples of instructions regarding **online format and technical requirements**:
 - Budget for 1GB of data
 - Device fully charged
 - Scanning app tested
 - Latest dial-in time 15 mins before start
 - Inspection of physical space before start
- Examples of instructions for **physical set up**:
 - Prepare the space to be as comfortable as you can be
 - Enough space to write and have PC on desk
 - Quiet room with a closed door
 - No other people in the room
 - No clocks or any study material on the wall or placed around the room



On the day of the assessment, there will be hiccups!

- Honour code sent and written out beforehand
- Zoom set up included:
 - Turned off join notifications
 - Shared screen showing time remaining
 - Muted all participants
 - Ongoing engagement via Chat
 - Use of break-out rooms when required
- Script scanned while on the Zoom call with separate time allocated for this part.

ACS03A3 Honour Code

I, _____, certify on my honour as a student of the University of Johannesburg that I have neither received nor given aid on this assessment.

I agree to be academically honest and will not cheat, lie or steal to influence the accurate assessment of my work and understand that there will be consequences if I act dishonestly.

The assessment I submit is entirely my own work under closed book and strict examination conditions.

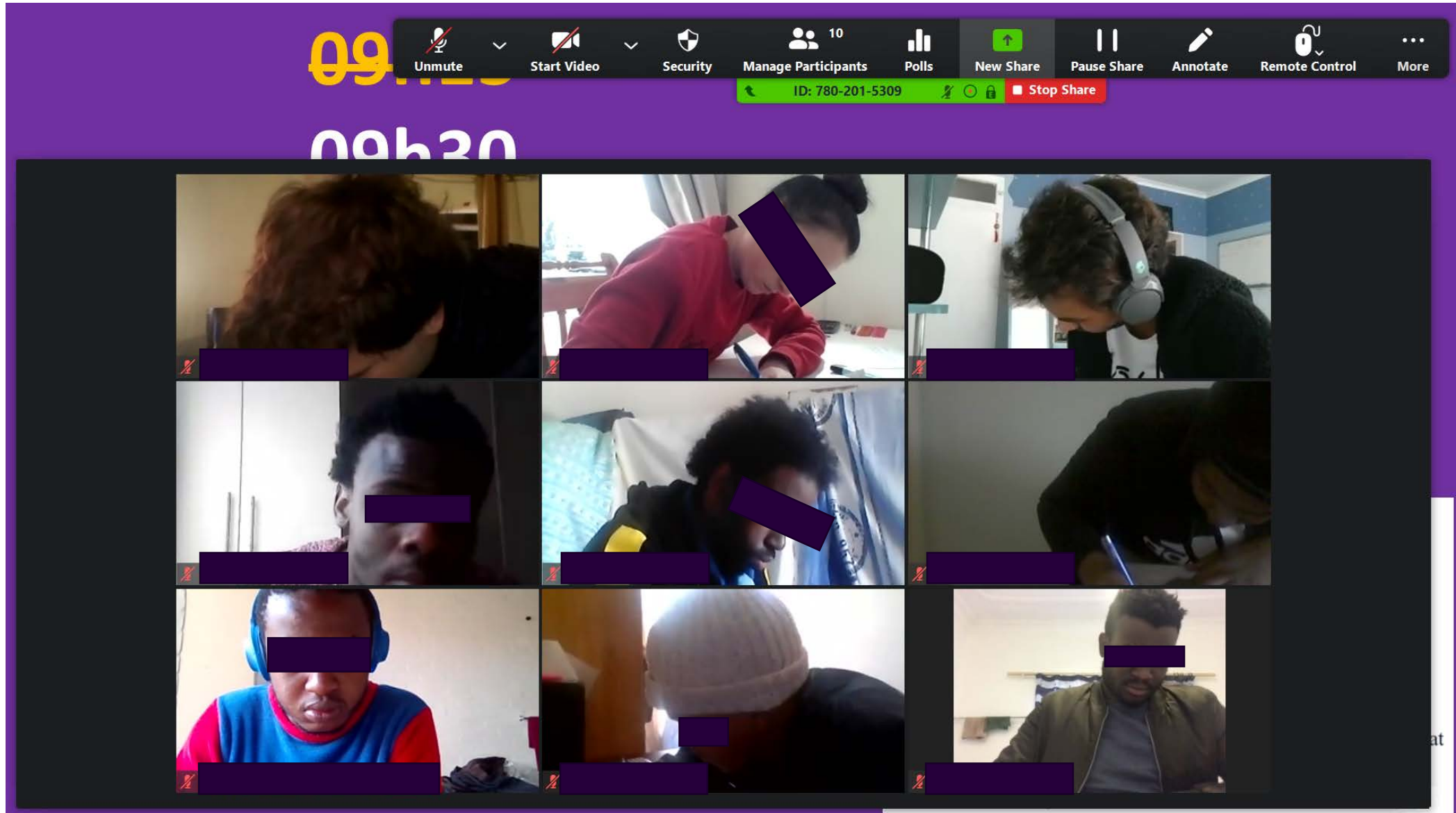
Signed by: _____

Date: _____

Student Number: _____



Some pictures of the students hard at work – Semester Test 1



What we learnt

- Things will go wrong!
- Preparation is important.
- Communication and getting buy-in is the real innovation!
- Encouragement and appreciation works wonders
- Data usage for a 3-hour session with all participants sharing video = approx. 480 MB.

